




**BAHRIA COLLEGE ANCHORAGE ISLAMABAD****CLASS: PREP****WEEKLY PLAN OUT FOR ZOOM SESSION (5TH April-9TH April)**

DAY	DATE	SUBJECT	TOPICS
MONDAY	5-4-21	English	Composition (My pet)
		Maths	Counting (150-180)
		Urdu	پڑھائی صفہ نمبر ۵۹
TUESDAY	6-4-21	English	Preposition
		Urdu	بھاری آوازیں اور الفاظ
		English	The Radiant Way pg# 39
WEDNESDAY	7-4-21	Urdu	پڑھائی صفہ نمبر ۵۹
		Maths	Counting 180-200
		English	Make sentences
THURSDAY	8-4-21	Urdu	ملبوسات
		Maths	Skip counting of 2's
		English	The Radiant Way pg# 39
FRIDAY	9-4-21	Conversation	Season
		English	O.R.T The Storm

**BAHRIA COLLEGE ANCHORAGE ISLAMABAD****CLASS: PREP****WEEKLY PLAN OUT (5TH April-9TH April)****ACTIVITY+WORK SHEET +RECORDED LESSON**

DAY	DATE	SUBJECT	WORKSHEET/RECORDED LESSON/ACTIVITY
MONDAY	5-4-21	•SPORTS	RECORDED LESSON
WEDNESDAY	7-4-21	•SPORTS	
THURSDAY	8-4-21	•COMPUTER	
FRIDAY	9-4-21	CONVERSATION & ART	WORK SHEET FOR ART ACTIVITY AND ONLINE CLASS IS IN PDF FOLDE
FRIDAY	9-4-21	FRIDAY ACTIVITY	<div>    </div> <p>LET'S MAKE SOME SALAD FRUIT/VEGETABLE SMOOTHIES EXPLAIN THE NUTRIENT VALUE OF YOUR SELECTED OPTION TO TELL THE WORLD WHY WE MUST GO FOR GREEN MORE.</p> <p>HEY! LITTLE FELLOWS LETS DO SOME JOG, IN AN OPEN AREA SHARE SOME HEALTHY PHYSICAL EXERCISE /ACTIVITIES TO BE HEALTHY AND ACTIVE.</p>



RAINBOW

Smoothies

A Tasting Activity For Kids

One of the most important lessons about food we want our kids to learn is the **importance of variety**. Eating fresh, whole foods is important, but your body doesn't benefit nearly as much unless you are eating a *wide variety* of foods. Since for kids St. Patrick's Day is all about leprechauns and rainbows, **April is the perfect month to teach little ones about the concept of "eating the rainbow."**

Telling kids about the phrase "eating the rainbow" and explain what it means. The focus of this activity is to enforce importance of eating all the colours and give them a very basic description of what each color is especially good for them.

Red: Great for our heart and blood.

Orange: Great for our skin and eyes.

Yellow: Helps our digestive system.

Green: Great for the whole body and especially our immune system.

Purple/Blue: Helps our brains and good for our bones.

Red smoothie	Orange smoothie	Yellow smoothie	Green smoothie	Blue/purple smoothie

Red smoothie

1 cup frozen strawberries

1/2 cup coconut water

Orange smoothie

1 orange

1/2 cup baby carrots, steamed

1/4 cup coconut water

a few ice cubes

Yellow smoothie

1 banana

1/4 cup frozen pineapple chunks

1/2 cup coconut water

Green smoothie

1/2 cup frozen pineapple chunks

small handful baby spinach

1/2 cup coconut water

Blue/purple smoothie

1 cup frozen blueberries

1/2 cup coconut water

BAHRIA COLLEGE ANCHORAGE ISLAMABAD
MONTESSORI WING
CLASS: PREP
SUBJECT: CONVERSATION

Name: _____ Section: _____ Date: _____

Topic: Seasons

Q1: How many seasons are there in a year?

Ans: There are four seasons in a year.

Q2: Name four seasons of the year.

Ans: The four seasons of the year are


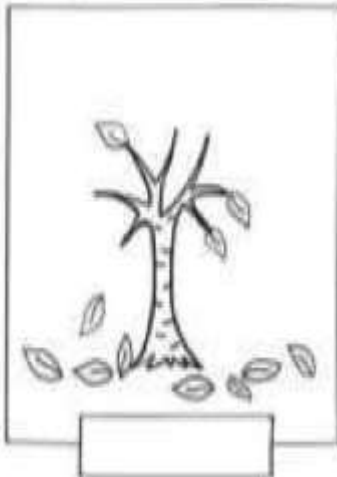


- 1) summer
- 2) autumn
- 3) winter
- 4) spring

Q3: Colour the objects you wear and eat in summer season.



Q4: Look at the picture and write the season below in given box.

summer, autumn, winter, spring






BAHRIA COLLEGE ANCHORAGE ISLAMABAD

MONTESSORI PREP LEVEL

ART ACTIVITY

SWIRLY FLOWERS (ART ACTIVITY)

- Complete the art activity following the instructions bellow.







**BAHRIA COLLEGE ANCHORAGE ISLAMABAD****CLASS PREP****WEEKLY PLANOUT FOR ZOOM SESSION WEEK (12TH -16TH APRIL, 2021)**

DAY	DATE	SUBJECT	TOPICS
MONDAY	12 – 04 - 21	ENGLISH	Opposites
		MATHS	Time o' clock
		URDU	پڑھائی صفحہ نمبر : 60
TUESDAY	13 – 04 - 21	ENGLISH	Masculine / Feminine
		URDU	بے اور ہیں کا استعمال
		ENGLISH	Radiant way page # 40
WEDNESDAY	14 – 04 - 21	ENGLISH	Singular / Plural
		MATHS	Countdown page # 60
		URDU	پڑھائی صفحہ نمبر : 60
THURSDAY	15 – 04 - 21	URDU	گنتی
		MATHS	Place value
		ENGLISH	Radiant way page # 40
FRIDAY	16 – 04 - 21	ENGLISH	Test: My school
		ENGLISH	O. R. T reader page # 9, 10, 11, 12 (The storm)

**BAHRIA COLLEGE ANCHORAGE ISLAMABAD****CLASS PREP****WEEKLY PLANOUT WEEK (12TH -16TH APRIL, 2021)****RECORDED LESSONS – ACTIVITIES - WORKSHEET**

DAY	DATE	SUBJECT	RECORDED LESSONS - ACTIVITIES
MONDAY	12 – 04 - 21	SPORTS	RECORDED LESSON
WEDNESDAY	14 – 04 - 21	SPORTS	RECORDED LESSON
THURSDAY	15 – 04 - 21	COMPUTER	RECORDED LESSON Draw cone in MS Paint
FRIDAY	16 – 04 - 21	ARTS	<u>Making of Ramadan Kareem Card(Activity)</u>
		ACTIVITY	<u>HOLY MONTH OF RAMADAN</u> <ul style="list-style-type: none"> • Help your mother in the kitchen to prepare Iftar • Say few lines about Ramadan Kareem (Make pictures / videos and send them to the respective teacher)





BAHRIA COLLEGE ANCHORAGE ISLAMABAD

MONTESSORI WING

CLASS PREP

3rd TERM TIMETABLE FOR ZOOM ONLINE CLASSES

TEACHER: AMNA HANEEF

SUBJECT: Tajweed & Islamiyat

DAY	DATE	SESSION I	SESSION II
Wednesday	14.04.2021	Prep Jasmine	Prep Daisy
		Zoom Online (12:40 - 1:10)	Zoom Online (1:20 - 1:50)
Thursday	15.04.2021	Prep Tulip	Prep Lily
		Zoom Online (12:40-1:10)	Zoom Online (1:20 - 1:50)
Friday	16.04.2021	Prep Daffodil	Prep Carnation
		Zoom Online (11:00 – 11:30)	Zoom Online (11:40 – 12:10)

Zoom I.D. will be shared in the broadcast group.

بحریہ کالج اینکرتیج اسلام آباد

مونٹیسوری ونگ

جماعت: پریپ

اسلامیات (زبانی)

عنوان: اسماء الحسنیٰ



س ۱: اسماء الحسنیٰ کا کیا مطلب ہے؟

ج: اسماء الحسنیٰ کا مطلب ہے اللہ کے پیارے نام۔



س ۲: اسماء الحسنیٰ کی تعداد کتنی ہے؟

ج: اسماء الحسنیٰ کی تعداد ننانوے (۹۹) ہے۔

س ۳: اللہ کا ذاتی نام کیا ہے؟

ج: اللہ کا ذاتی نام اللہ ہے۔

س ۴: نبی ﷺ نے اسماء الحسنیٰ کے بارے میں کیا فرمایا ہے؟

ج: ”بے شک اللہ کے ایک کم سو (۹۹) نام ہیں جو ان کو یاد کرے گا جنت میں جائے گا۔“

اَلرَّحْمٰنُ
بڑا مہربان

اَلرَّحْمٰنُ
بہت رحم کرنے والا

اَلْعَظِيْمُ
بہت بخشنے والا

الخالق
پیدا کرنے والا

الرزاق
بڑا نگہبان

الملک
حقیقی بادشاه



BAHRIA COLLEGE ANCHORAGE ISLAMABAD
MONTESSORI PREP LEVEL
ART ACTIVITY

Ramadan Kareem Card

- Complete the art activity following the instructions bellow.



- Prepare colored paper 4A and foam golden paper



- Cut the foam glitter paper into a star and crescent shape



- Paste the crescent and star on the paper after folding it



- Glue a frame of decorated lace around the card





BAHRIA COLLEGE ANCHORAGE ISLAMABAD
MONTESSORI WING
CLASS PREP
3rd TERM TIME TABLE FOR ZOOM ONLINE SESSION

DAYS	9:00 am – 9:35 am	9:40 am– 10: 15am	10: 20 am – 11.00 am
MONDAY	ENGLISH WRITTEN	MATHS WRITTEN	READING (URDU QAIDA)
TUESDAY	URDU WRITTEN	ENGLISH WRITTEN	READING (RADIANT WAY)
WEDNESDAY	ENGLISH WRITTEN	MATHS WRITTEN	READING (URDU QAIDA)
THURSDAY	URDU WRITTEN	MATHS WRITTEN	READING (RADIANT WAY)
FRIDAY	CONVERSATION	OXFORD READING TREE (THE PLAY)	

**BAHRIA COLLEGE ANCHORAGE ISLAMABAD****CLASS PREP****WEEKLY PLANOUT FOR ZOOM SESSION WEEK (19th -23rd APRIL, 2021)**

DAY	DATE	SUBJECT	TOPICS
MONDAY	19 – 04 - 21	ENGLISH	Question/Answers
		MATHS	Addition sums with the help of number line
		ENGLISH	Radiant way page # 23
TUESDAY	20 – 04 - 21	ENGLISH	Object description(An Apple) Test
		URDU	رنگوں کے نام
		URDU	پڑھائی صفحہ نمبر : ۲۳
WEDNESDAY	21 – 04 - 21	ENGLISH	Days of the week
		MATHS	Write in words 1-10
		ENGLISH	O.R.T page # 13,14,15,16 (The storm)
THURSDAY	22 – 04 - 21	URDU	خالی جگہ پر کریں
		MATHS	Count down page:46
		URDU	پڑھائی صفحہ نمبر : ۲۸
FRIDAY	23 – 04 - 21	GENERAL SCIENCE	Pages: 54 + 55
		ENGLISH	O. R. T page # 17,18,19,20 (The storm)

**BAHRIA COLLEGE ANCHORAGE ISLAMABAD****CLASS PREP****WEEKLY PLANOUT WEEK (19th -23rd APRIL, 2021)****RECORDED LESSONS – ACTIVITIES - WORKSHEET**

MONDAY	19 – 04 - 21	SPORTS	RECORDED LESSON
WEDNESDAY	21 – 04 - 21	SPORTS	RECORDED LESSON
THURSDAY	22 – 04 - 21	COMPUTER	RECORDED LESSON Draw cone ice cream in MS Paint
FRIDAY	23 – 04 - 21	ARTS	Crumpled newspaper painted Earth Craft(Activity)
		ACTIVITY	Earth Day <ul style="list-style-type: none"> How you can contribute to save our planet Earth. Describe in one line Make posters/ head gears on global warming and pollution.





BAHRIA COLLEGE ANCHORAGE ISLAMABAD

MONTESSORI WING

CLASS PREP

3rd TERM TIMETABLE FOR ZOOM ONLINE CLASSES

TEACHER: AMNA HANEEF

SUBJECT: Tajweed & Islamiyat

DAY	DATE	SESSION I	SESSION II
Wednesday	18.04.2021	Prep Jasmine	Prep Daisy
		Zoom Online (12:40 - 1:10)	Zoom Online (1:20 - 1:50)
Thursday	19.04.2021	Prep Tulip	Prep Lily
		Zoom Online (12:40-1:10)	Zoom Online (1:20 - 1:50)
Friday	20.04.2021	Prep Daffodil	Prep Carnation
		Zoom Online (11:00 – 11:30)	Zoom Online (11:40 – 12:10)

Zoom I.D. will be shared in the broadcast group.



BAHRIA COLLEGE ANCHORAGE ISLAMABAD
MONTESSORI PREP LEVEL
ART ACTIVITY

Crumpled Newspaper Painted Earth Craft

- Complete the art activity following the instructions bellow.
- The newspaper acts as a paintbrush/paint stamp and leaves behind such a lovely texture, like our actual Earth.
- Just grab some newspaper, crumple it up, along with blue and green paint, and get painting!
- Begin by drawing a large circle with a black marker on a sheet of white cardstock.




- Now, rip a piece of newspaper and crumple in your hand, so there's bumps and ridges.
- Pour the paint on a paper plate or tray. Dip the crumpled end of the newspaper in the blue paint and stamp the paint along the circle.
- Continue painting/stamping until it covers the circle.



- Now take another piece of paper, crumple, and dip into the green paint. Form continents.
- Once the paint dries, cut the Earth out along the black circle.




Crumpled Newspaper Painted Earth Craft



**BAHRIA COLLEGE ANCHORAGE ISLAMABAD****CLASS PREP****WEEKLY PLANOUT FOR ZOOM SESSION WEEK (26TH - 30TH APRIL, 2021)**

DAY	DATE	SUBJECT	TOPICS
MONDAY	26 – 04 - 21	ENGLISH	Make words with q, r, s, t
		MATHS	Subtraction Sums (double digit)
		ENGLISH	Radiant way read pg 33
TUESDAY	27 – 04 - 21	ENGLISH	Make sentences (house, fat, story, garden, beautiful)
		URDU	الفاظ بنائیں (س، ص، گ)
		URDU	پڑھائی صفحہ نمبر: 34
WEDNESDAY	28 – 04 - 21	ENGLISH	Make words with u, v, w, y, z
		MATHS	Table of 2
		ENGLISH	Radiant way read pg 35
THURSDAY	29 – 04 - 21	URDU	الفاظ بنائیں (ل، م، ن)
		MATHS	Shapes (sphere, cuboid, cube, cylinder, star, oval)
		URDU	پڑھائی صفحہ نمبر: 36
FRIDAY	30 – 04 - 21	URDU	Test میرا سکول:
		ENGLISH	ORT Read pg 21, 22, 23 24

**BAHRIA COLLEGE ANCHORAGE ISLAMABAD****CLASS PREP****WEEKLY PLANOUT WEEK (26TH - 30TH APRIL, 2021)****RECORDED LESSONS – ACTIVITIES - WORKSHEET**

DAY	DATE	SUBJECT	RECORDED LESSONS - ACTIVITIES
MONDAY	26 – 04 - 21	SPORTS	RECORDED LESSON
WEDNESDAY	28 – 04 - 21	SPORTS	RECORDED LESSON
THURSDAY	29 – 04 - 21	COMPUTER	RECORDED LESSON Draw an Oval shape in MS Paint
FRIDAY	30 – 04 - 21	ARTS 	<u>Paper Pinwheel Craft (Activity)</u>
		ACTIVITY	<u>SCIENCE EXPERIMENTS TO DO AT HOME</u> <u>(Sink and Float) (Hot and cold water)</u>



BAHRIA COLLEGE ANCHORAGE ISLAMABAD
MONTESSORI WING
CLASS: PREP
ACTIVITY: SCIENCE EXPERIMENTS

1. Sink and float

I. Material

- 2 glass of tap water
- Common salt
- 2 lemon



II. Procedure

- Fill the two glasses with tap water.
- Add two spoons of salt in one glass and stir it well until it completely dissolve in the water.
- Put the lemons in each glass.
- Now observe the two glass carefully.
- The lemon with salt water will float. And the lemon with tap water will sink.



2. Hot and cold water

1. Material

- Two transparent glass
- Red colour
- Blue colour
- Glass cover



2. Procedure

- Take two transparent glasses.
- Pour cold water in one glass.
- Add red colour to it.
- Pour hot water in other glass.
- Add blue colour to it.
- Put the glass cover on hot water glass and then put it upside down on the cold water glass.
- Now remove the cover gently.
- You will observe that the colour will not spread as the cold water is heavier than the hot water.



BAHRIA COLLEGE ANCHORAGE ISLAMABAD

MONTESSORI PREP LEVEL

ART ACTIVITY

PAPER PINWHEEL CRAFT



Materials for Pinwheel DIY:

- Decorative Paper (wrapping sheets)
- Scissors
- New, unsharpened pencils with erasers
- Push Pins
- Glue
- Ruler
- Pencil

Complete the art activity following the images below.









BAHRIA COLLEGE ANCHORAGE ISLAMABAD

MONTESSORI WING

CLASS PREP

3rd TERM TIMETABLE FOR ZOOM ONLINE CLASSES

TEACHER: AMNA HANEEF

SUBJECT: Tajweed & Islamiyat

DAY	DATE	SESSION I	SESSION II
Wednesday	26.04.2021	Prep Jasmine	Prep Daisy
		Zoom Online (12:40 - 1:10)	Zoom Online (1:20 - 1:50)
Thursday	27.04.2021	Prep Tulip	Prep Lily
		Zoom Online (12:40-1:10)	Zoom Online (1:20 - 1:50)
Friday	28.04.2021	Prep Daffodil	Prep Carnation
		Zoom Online (11:00 – 11:30)	Zoom Online (11:40 – 12:10)

Zoom I.D. will be shared in the broadcast group.

بحریہ کالج اینکرتج اسلام آباد

مونٹیسوری ونگ

جماعت: پریپ

اسلامیات (زبانی)



عنوان: عیدیں



س ۱: مسلمان سال میں کتنی عیدیں مناتے ہیں؟

ج: مسلمان سال میں دو عیدیں مناتے ہیں۔

س ۲: عیدوں کے نام بتائیں۔

ج: ۱۔ عید الفطر ۲۔ عید الاضحیٰ

س ۳: عید الفطر کب منائی جاتی ہے؟

ج: عید الفطر رمضان کے روزوں کے بعد شوال کی پہلی

تاریخ کو منائی جاتی ہے۔



س ۴: عید الاضحیٰ کب منائی جاتی ہے؟

ج: عید الاضحیٰ _____ کو منائی جاتی ہے۔

س ۵: عید الاضحیٰ کس کی یاد میں منائی جاتی ہے؟

ج: عید الاضحیٰ حضرت ابراہیمؑ کی قربانی کی یاد میں منائی جاتی ہے۔



☆ درست جملوں کے آگے (✓) اور غلط جملوں کے آگے (x) کا نشان لگائیں۔

☐

۱۔ عید الفطر ۱۰ اذی الحج کو منائی جاتی ہے۔

☐

۲۔ عید الفطر رمضان کے بعد آتی ہے۔

☐

۳۔ مسلمان سال میں تین عیدیں مناتے ہیں۔

☐

۴۔ عید الفطر کو چھوٹی عید بھی کہا جاتا ہے۔

☐

۵۔ عید الاضحی شوال کے مہینے میں منائی جاتی ہے۔

☐

۶۔ عید الاضحی کو قربانی کی عید بھی کہا جاتا ہے۔


☐

۷۔ عید الاضحی حضرت عیسیٰؑ کی یاد میں منائی جاتی ہے۔

**BAHRIA COLLEGE ANCHORAGE ISLAMABAD****CLASS: PREP****WEEKLY PLAN OUT FOR ZOOM SESSION (3rd May-7th May)**

DAY	DATE	SUBJECT	TOPICS
MONDAY	3-5-21	English	Name the colours
		Maths	Backward counting (30-0)
		Reading	Radiant Way (page 37)
TUESDAY	4-5-21	English	Sentence Making
		Urdu	جوڑ- توڑ
		Urdu	پڑھائی صفہ نمبر ۳۸
WEDNESDAY	5-5-21	English	Composition : My pet (cat)
		Maths	Number in word 11,12,18,20,30,40,50
		English	Radiant Way (pg 38)
THURSDAY	6-5-21	Urdu	جملے بنائیں
		Maths	Count Down pg#88
		Urdu	پڑھائی صفہ نمبر 40
FRIDAY	7-5-21	Maths	Test: shapes
		English	O.R.T The Storm

**BAHRIA COLLEGE ANCHORAGE ISLAMABAD****CLASS: PREP****WEEKLY PLAN OUT (3rd May-7th May)****ACTIVITY+WORK SHEET +RECORDED LESSON**

DAY	DATE	SUBJECT	WORKSHEET/RECORDED LESSON/ ACTIVITY
MONDAY	3-5-21	•SPORTS	RECORDED LESSON
WEDNESDAY	5-5-21	•SPORTS	
THURSDAY	6-5-21	•COMPUTER	
FRIDAY	7-5-21	ART	WORK SHEETS
FRIDAY	7-5-21	FRIDAY ACTIVITY	WORK SHEET FOR ART ACTIVITY AND ONLINE CLASS IS IN PDF FOLDER
FRIDAY	7-5-21		DO THE GIVEN WORK SHEET AFTER YOUR WARD COMPLETE THE WORKSHEET SEND A VIDEO OF YOUR WARD WHERE HE/SHE EXPLAINS ALL ABOUT THE INCREDIBLE MUMS

Happy Mother's Day

My mom is _____ years old

My mom is
really good at

Mom's **FAVOURITE**
thing to do is


Mom always says

My mom is
happy when

Mom is not
very good at

My mom loves
me because

Mom, I love you because





BAHRIA COLLEGE ANCHORAGE ISLAMABAD

MONTESSORI WING

CLASS: PREP

SUBJECT: COMPUTER

WEEKLY HOMEWORK TASK (3rd - 7th May, 2021)

Dear Parents!

Please follow the given instructions.

- ❖ Help your child to practice the given worksheet according to the following video.
- ❖ Please follow the given drive link and let your child to watch the video.

For "How to draw snowman in MS-Paint"

<https://drive.google.com/file/d/1WpPb2xJpRBAk6H7IYEn7cp-vMhd5Xihy/view?usp=sharing>

(Press Ctrl + Click to follow the link)



BAHRIA COLLEGE ANCHORAGE ISLAMABAD

MONTESSORI WING

CLASS: PREP

SUBJECT: COMPUTER

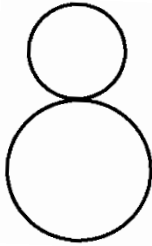
WEEKLY HOMEWORK TASK (3rd - 7th May, 2021)

Name: _____ Section: _____ Date: _____


Topic: Snowman in MS-Paint

➤ Circle or colour the correct answer:

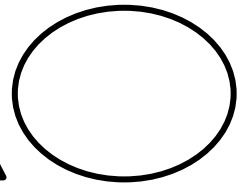
1. Which shape is used to draw face and body of snowman?



rectangle




triangle



oval

2. Which tool is used to draw eyes, nose, mouth and buttons of snowman?



line



air brush



curve


3. Which tool is used to draw hands of snowman?



curve

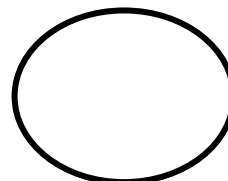


pencil

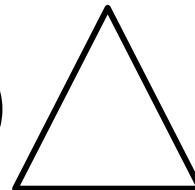


line

4. Which shape is used to draw hat of snowman?



oval



triangle



rectangle

بحریہ کالج اینکرتج اسلام آباد

مونٹیسوری ونگ

جماعت: پریپ

اسلامیات (زبانی)



عنوان: کھانا کھانے اور پانی پینے کے آداب

س ۱: کھانا کھانے سے پہلے کیا کرنا چاہیئے؟

ج: کھانا کھانے سے پہلے _____ چاہیئے۔



س ۲: کھانا کھانے سے پہلے کیا پڑھنا چاہیئے؟

ج: کھانا کھانے سے پہلے _____ پڑھنی چاہیئے۔





س ۳: کھانا کیسے کھانا چاہیے؟

ج: کھانا آرام سے اچھی طرح چبا چبا کر کھانا چاہیے۔

س ۴: کھانا کھانے کے بعد کیا کرنا چاہیے؟

ج: کھانا کھانے کے بعد الحمد للہ پڑھنا چاہیے اور ہاتھ دھونے چاہئیں۔

س ۵: پانی پینے سے پہلے کیا پڑھنا چاہیے؟

ج: پانی پینے سے پہلے _____ پڑھنا چاہیے۔

س ۶: پانی کیسے پینا چاہیے؟

ج: پانی بیٹھ کر اور تین سانسوں میں پینا چاہیے۔



☆ درست جملوں کے آگے (✓) اور غلط جملوں کے آگے (x) کا نشان لگائیں۔

☐

۱۔ کھانا کھڑے ہو کر کھانا چاہیے۔

☐

۲۔ کھانا کھاتے ہوئے بولنا نہیں چاہیے۔

☐

۳۔ کھانا چبا چبا کر کھانا چاہیے۔

☐

۴۔ پانی چار سانسوں میں پینا چاہیے۔

☐

۵۔ کھانا کھانے کے بعد ہاتھ دھونے چاہئیں۔

☐

۶۔ کھانا کھاتے ہوئے منہ سے آواز آنی چاہیے۔


☐

۷۔ پانی بیٹھ کر پینا چاہیے۔




BAHRIA COLLEGE ANCHORAGE ISLAMABAD
MONTESSORI PREP LEVEL
ART ACTIVITY

Flying Rocket Craft



- You'll need to print the rocket template onto some stiff card so it will fly well.
- But because most of you don't have this option at home. So printed the rocket template onto plain paper and then glued it onto the side of an empty cereal box before cutting it out.



- Color the rocket with coloring pencils, crayons or poster paints.




- Cut strips of crepe paper and glue onto the bottom.
- chose red, yellow, orange, pink or any other color you like so it would look like a burst of flames shooting out the end of our rockets!
- Leave them nice and long so they make a wild and swishy 'tail'.



- Cut a piece of string and punch a hole in the top of your rocket.
- Tie one end of the string to the rocket and the other to the end of your stick. Wrap a piece of sticky tape around the string and the stick to stop it slipping if you need to. Now your rocket is ready to fly!







BAHRIA COLLEGE ANCHORAGE ISLAMABAD

MONTESSORI WING

CLASS PREP

3rd TERM TIMETABLE FOR ZOOM ONLINE CLASSES

TEACHER: AMNA HANEEF

SUBJECT: Tajweed & Islamiyat

DAY	DATE	SESSION I	SESSION II
Wednesday	05.05.2021	Prep Jasmine	Prep Daisy
		Zoom Online (12:40 – 1:10)	Zoom Online (1:20 – 1:50)
Thursday	06.05.2021	Prep Tulip	Prep Lily
		Zoom Online (12:40 – 1:10)	Zoom Online (1:20 – 1:50)
Friday	07.05.2021	Prep Daffodil	Prep Carnation
		Zoom Online (11:00 – 11:30)	Zoom Online (11:40 – 12:10)

Zoom I.D. will be shared in the Broadcast group.